TTARTISAN



说明书
双效电影镜头
35mm/50mm/85mmT2.1

EN

01 镜头参数

镜头类型	全画幅电影镜头	滤镜尺寸	82mm	最近对焦(cm)	0.28m	重量	约645-736g
镜片组数	7组10片	镜头焦距	35mm	最近对焦(inch)	0.55inch	大小	Φ88.9*79-83
视场角度	63°	镜片镀膜	MC多层镀膜	对焦方式	手动对焦		
光圈范围	T2.1-T22	光圈叶片	11片	光圈	无级光圈		

镜头类型	全画幅电影镜头	滤镜尺寸	82mm	最近对焦(cm)	0.45m	重量	约679g
镜片组数	6组7片	镜头焦距	50mm	最近对焦(inch)	0.65inch	大小	Φ88.9*79-83
视场角度	47°	镜片镀膜	MC多层镀膜	对焦方式	手动对焦		
光圈范围	T2.1-T22	光圈叶片	11片	光圈	无级光圈		

镜头类型	全画幅电影镜头	滤镜尺寸	82mm	最近对焦(cm)	0.6m	重量	约830.3g
镜片组数	7组6片	镜头焦距	85mm	最近对焦(inch)	0.67inch	大小	Φ88.9*79-83
视场角度	28.9°	镜片镀膜	MC多层镀膜	对焦方式	手动对焦		
光圈范围	T2.1-T22	光圈叶片	11片	光圈	无级光圈		

02 镜身尺寸

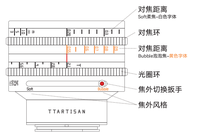

35mm T2.1

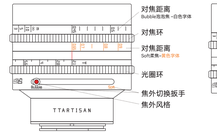

50mm T2.1

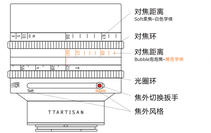

85mm T2.1

03 焦外风格切换说明

本系列镜头可切换焦外成像风格
分为柔焦和泡泡焦，两种焦外最近对焦距离不同：



如图所示，35mm T2.1和85mm T2.1镜头，黄色字体对应泡泡焦，白色对应柔焦。

注意：50mm T2.1镜头相反，白色字体对应泡泡焦，黄色对应柔焦。

04 安装与拆卸

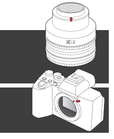

安装镜头

把镜头卡口上的圆点对准相机上的圆点，然后顺时针转动镜头，听到“咔”的声音代表镜头已经安装到位。

拆卸镜头

按下相机镜头释放的按钮，然后逆时针转动镜头即可取出。

05 相机菜单设置



06 光学结构

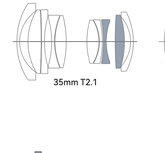

35mm T2.1

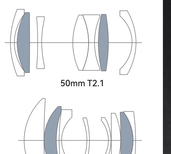

50mm T2.1

高折射镜片

85mm T2.1

安全提醒

请勿将镜头或相机对着太阳及其他强光源，以免损伤眼睛。
贮存镜头的环境应避免阳光直射，以免光线汇聚引发火灾。
请勿将镜头放置于儿童易触及的地方，防止不可估量的危险。

使用小贴士

请在干燥环境下贮存镜头，避免受潮发霉，以免影响成像。
本产品不具有防水功能，使用过程应避开水源。
镜头清洁时，请先用气吹吹几下镜片表面，再用干净、柔软镜头布/纸轻轻擦拭。

使用说明视频，扫码观看

更多产品细节，请访问：
https://cn.ttartisan.com

TTARTISAN



Dual-Bokeh Cine lens

35mm/50mm/85mmT2.1 INSTRUCTION MANUAL

中文

01 LENS SPECIFICATION

Type	Full Frame Cine Lens	Filter Size	82mm	Closest Focusing Distance(Soft)	0.28m	Weight	Around 669-736g
Optical Design	10 Elements in 7 Groups	Focal Length	35mm	Closest Focusing Distance(Bubble)	0.55m	Size	Φ88.5*79-83
Angle of View	63°	Lens Coating	Multi-Coating	Focus Method	Manual		
Aperture range	T2.1-T22	Diaphragm Blades	11pcs	Aperture	Declicked Aperture		

Type	Full Frame Cine Lens	Filter Size	82mm	Closest Focusing Distance(Soft)	0.45m	Weight	Around 679g
Optical Design	7 Elements in 4 Groups	Focal Length	50mm	Closest Focusing Distance(Bubble)	0.65m	Size	Φ88.5*79-83
Angle of View	47°	Lens Coating	Multi-Coating	Focus Method	Manual		
Aperture range	T2.1-T22	Diaphragm Blades	11pcs	Aperture	Declicked Aperture		

Type	Full Frame Cine Lens	Filter Size	82mm	Closest Focusing Distance(Soft)	0.6m	Weight	Around 820.3g
Optical Design	6 Elements in 5 Groups	Focal Length	85mm	Closest Focusing Distance(Bubble)	0.67m	Size	Φ88.5*79-83
Angle of View	28.9°	Lens Coating	Multi-Coating	Focus Method	Manual		
Aperture range	T2.1-T22	Diaphragm Blades	11pcs	Aperture	Declicked Aperture		

02 LENS SIZE



35mm T2.1

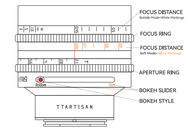

50mm T2.1

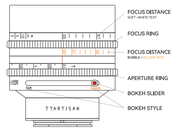

85mm T2.1

03 BOKEH STYLE SWITCHING

This series allows you to switch between two bokeh styles: soft bokeh and bubble bokeh. Eachbokeh mode has a different minimum focusing distance.



For the 35mm T2.1 and 85mm T2.1 lenses, the yellow markings indicate bubble bokeh, and the white marking indicates soft bokeh.

Note: On the 50mm T2.1, the colors are reversed — white for bubble bokeh, yellow for soft bokeh.

04 INSTALL AND UNINSTALL



Install the Lens

Align the dots on the lens mount with the dots on the camera, and then turn the lens clockwise. When you hear a "click" sound, it means that the lens is in place.

Uninstall the Lens

Press the release button, and then turn the lens counterclockwise to remove it.

05 CAMERA MENU SETTINGS

Canon



SONY



FUJI X



06 OPTICAL DESIGN



35mm T2.1

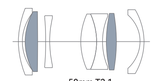

50mm T2.1



85mm T2.1

High Index

Warning

Do not point the lens or camera directly at the sun or other strong light sources to avoid eye damage.
The storage environment of the lens should be kept away from direct sunlight,
so as not to converge and heat to cause a fire.
Do not place the lens in a place where children can reach it to prevent immeasurable danger.

Tips

Please store the lens in a dry environment to avoid moisture and mold, which may affect the image quality.
This product does not have a waterproof function, so avoid water sources during use.
When cleaning the lens, please blow the surface of the lens several times with air blower, and then gently wipe with a clean,soft lens cloth/paper.

Instruction Video

For More Details:
https://www.ttartisan.com